




Ratio 2.35:1

Ratio 16:9

Peculiarity that diversify the **DOUBLE FORMAT TENSIONED** is the side tensioning system which allows to obtain excellent flatness on the whole surface. Both models are standard supplied with built-in RF remote control.

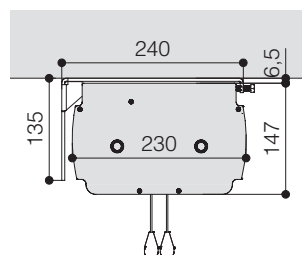
- Silent motor system provides a smooth and quiet operation

- Power: **10 Nm**
- Speed: **17 rpm**
- Power supply: **230V / 50 Hz**
- Consumption: **156 W**
- Certification: **IMQ**

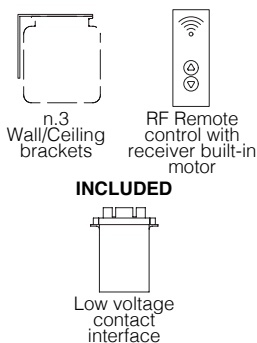
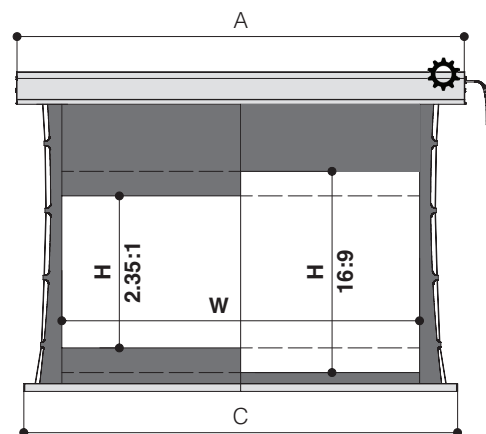
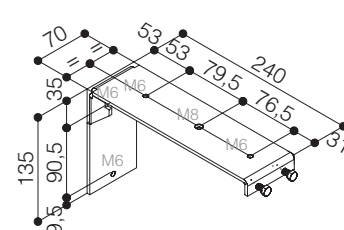
 Nm 9  
Rpm 26  
Faster and quiet  
motor  
(optional)

- Totally manufactured from aluminium
- Housing dimensions: 230x147 mm. (DxH)
- Housing painted with white epoxy powders (RAL 9010)
- Universal mounting brackets either for ceiling or wall included
- RF multichannel remote control with built-in motor receiver included
- Power cable located at the **right** side of the screen housing seen from the front
- Flame-retardant projection surfaces – classification M1 and B1
- Side tensioned black borders of 5 cm. (in the narrowest point), black bottom border, black top drop and black dowel bar height 35 mm. depth 20 mm.

### HOUSING DIMENSIONS



### WALL CEILING BRACKET



OPTIONAL pag 62-63

DIMENSIONS measures in cm			
16:9 Ratio Viewing area (WxH)	2.35:1 Ratio Viewing area (WxH)	Overall dimensions A - C	Approx. net weight (Kg)
160 x 90	160 x 68	200 - 194	31
180 x 101	180 x 77	220 - 214	35
200 x 112	200 x 85	240 - 234	38
220 x 124	220 x 94	260 - 254	42
250 x 140	250 x 106	290 - 284	49
270 x 152	270 x 115	310 - 304	53
300 x 169	300 x 128	340 - 334	56

PROJECTION CLOTHS	
Front projection surfaces	Gain
Matte White	1.2
Lumi Grey	0.8
Microperforated	1.1
Lumi Grey Microperforated	0.8
Cinesound*	0.7
Bright Contrast 3D*	1.4

\*Limited in height

Warranty: 5 years on the motor - 24 months on the other components

